



Blank:
Sizes noted



Base:
Parted top
and bottom
diameters



Base:
Cut taper
to join top
and bottom
diameters




Router platform



Router cradle



Align router bit to lathe centerline




Use router to cut 24 flutes




Align platform to match taper of cupcake base




Sand, clean with DNA, and color flutes




Drill 40mm deep hole with 1.25" Forstner bit



Cut lid OD, hollow, and sand inside of cupcake base



Mark base lid OD at 52 mm or to expansion size of chuck jaws



Part off cupcake base




Flatten bottom of lid



Use cupcake base to size tenon and mark OD of flutes on lid



Measure base OD and cut tenon: ~ 53mm




Cut lid recess to fit OD of flutes



Begin shaping top of lid



Sand, clean with DNA, and color lid



Reverse mount lid and finish shaping



Knurl colored sections of lid at various angles