

# Shavings

DETROIT AREA  
WOODTURNERS



November 2006

<http://www.DetroitAreaWoodturners.org>

Editor Ruby Cler

## President's Message

The cold weather has finally arrived and with it we get to shift to more indoor activities, like woodturning and other projects. This year I get to remodel one bathroom and many other miscellaneous things. It seems that there is never enough time to get all the wood turning adventures I have on my list.

For the green wood folks, now is a great time to be harvesting wood, as the moisture content starts to reduce and the bark gets harder making it tighter for natural edged items.

Don't forget the Wood Art Show that many of the members will be displaying their work. It is at the Masonic Lodge, 850 Horace Brown Dr., in Madison Heights, 48071. The time is from 9am until 6 pm. I have been working on several new items for this show, as most of the participants have been. We hope you all send notices to all your friends.

The sign sheet for the Wood Show will be passed around at the Nov. meeting so check your calendar and be available to help out.

The new bylaws will be voted on at the November meeting, they were emailed out and sent via US Mail to folks without email on record.

Greg Smith

## October Meeting

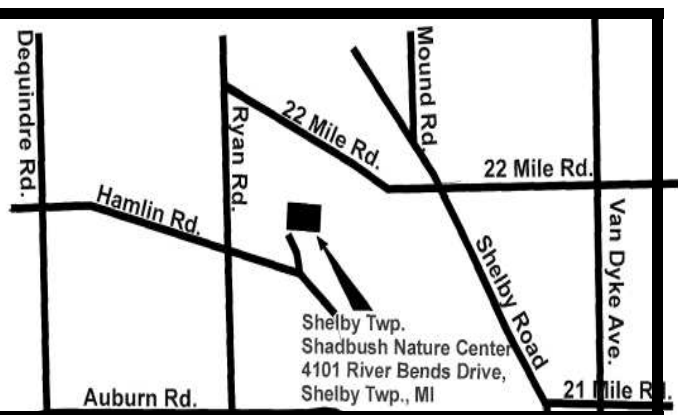
At the October meeting, Dave Earl and Frank Marabate did a presentation on how to make pens. They used a combination of video and real life to present their lesson. Lots of time was allowed for spectators to ask questions. Our thanks goes out to Dave and Earl, for the time and effort they put into their presentation.



## Join the AAW!!



**Next Meeting will be November 19th, 2006** Meeting Highlight will be Eccentric Turning. The Detroit Area Woodturners meet at the Shelby River Bends Park, Shadbrush Nature Centre, Shelby Township, MI, from 2:00 p.m. to 4:30 p.m. The Park is located on Ryan Road between 21 and 22 Mile Roads opposite the Hamlin Road junction. All visitors are welcome.



# DAW Calendar of Events

The DAW meets the **third** Sunday of each month, unless adjusted for holidays, September through June. General Meetings are scheduled from 2:00 PM to 4:30 PM. Executive meetings are open to all club members:

November 19 - General meeting.  
Jim Burrows from Ohio, will demonstrate Eccentric Turning.  
December 1-3 - Wood show at Novi Centre.  
December 17 - General meeting.  
January 21 - General meeting  
February 10 - demo by Al Stirt  
February 11-12 th - Hands on workshops with Al Stirt  
February 18 - General meeting

# Membership Dues

The 2007 membership renewals were mailed the end of October. When you receive yours, you can mail it back in the addressed envelope, with your cheque and the enclosed renewal form; or bring it to a meeting and give it to Bill Schrodt, the DAW secretary. If you bring it to the meeting, **please** have the renewal form with your dues. Please check the accuracy of the information and make any changes on the form, so we can keep your information up to date.

The dues are the same this year, as last year's: \$20 for a single membership or \$25 for a family membership.

Thank you. Bill Schrodt

---

## DAW Officers - Here to Help!

---

President	Greg Smith	(248) 649-3565	gregsmith@aol.com
1 <sup>st</sup> Vice President	Frank Marabate	(586) 247-6290	fmarabate@comcast.net
2nd Vice President	Bob Daily	(248) 373-1748	sokkerref@aol.com
Secretaries	Bill Schrodt	(586) 446-9539	wrschrodt@wowway.com
	Mike Foydel	(586)294-8777	mfoydell@comcast.net
Treasurer	John Fitzpatrick	(248) 608-6972	john-elliefitz@sbcglobal.net
Librarians	Dave Earl	(248) 544-8947	djearl@wowway.com
	Glenn Lieving	(586) 726-2856	glieving@comcast.net
Retail Chairman Editor	Dave Wiltse	(248) 625-5347	
Newsletter Editor	Ruby Cler	(519) 945-0647	rubycler@sympatico.ca
Web Master	Matt Harber	(248) 669-0712	mcharber@comcast.net
Asset Manager	Ron Szetumerski	(248) 689-5615	rszetumerski @ wideopenwest.com
Mentor Chairman	Chet Bisno	(586) 254-7605	chet.bisno@honeywell.com

## Upcoming Professional Demos

**Al Stirt** will be doing a one day demonstration, on February 10th, 2007. The cost will be \$35, which includes lunch. The demonstration will be followed by two, one day hands-on workshops, February 11 and 12th. The cost is \$150. Registration information will be available at the November DAW meeting.

**Nick Cook** Will be doing a 2 day Demo December 9th and 10th at the Michigan Association of Woodturners. The Location is the shop of Dave Gordon, 10621 Milford Rd, Holly MI 48442. Cost is \$80.00. **Contact Tom Mogford at 810-629-6176 for details and to register.**

---

### Cocobolo – Beautiful and Dangerous

By Rob McConachie

Commonly referred to as Cocobolo, the *Dalbergia Retusa* is a mid-sized, sub-canopy tree belonging to the Papilionaceae family, reaching 45 to 60 feet in height with trunk diameters up to 3 feet, usually of irregular form. It is found in the natural rainforest on the western coast of Central America with the finest varieties coming from Costa Rica, Nicaragua and Panama. The dark heartwood is surrounded by white sapwood with the sapwood being just as dense as the heartwood. The quantity of the sapwood will vary in amount depending on the age of the tree and the conditions of its habitat. The poorly formed stems yield the most uniquely figured and highly-prized wood. Cocobolo is leguminous, or nitrogen-fixing.

Cocobolo is so rare, very little of it reaches the world market. Because of its great beauty and high value, Cocobolo has been heavily exploited and is now mainly harvested from private farms and plantations where the 80 to 100 year old trees have been able to mature.

One of the true tropical rosewoods, Cocobolo is probably the most beautiful exotic wood worldwide, ranging from a beautiful rich dark brick red, to reddish or dark brown, with a figuring of darker irregular traces weaving through the wood. The amount of figure and contrasting color varies widely from tree to tree. In this respect it is quite similar to Claro Walnut found in the Sacramento Valley of California. Cocobolo is fine textured and oily in look and feel. The wood has excellent working characteristics and the natural oils give the wood a natural luster. Cocobolo is highly durable and strong, it can be turned, planed, drilled and milled without chipping. It is twice the weight of Walnut, and is so dense it does not absorb water (it will not float!). Because of its scarcity and high value, it is used for its rare beauty rather than for its extreme strength or durability.

Cocobolo is highly favored for fine furniture and cabinetry, fine inlay work, brush backs, knife handles, guitars and other musical instruments, pool cues, fine fountain pens, decorative and figured veneers, parquet floors, hunting bows, automobile dashboards, bowls, jewelry boxes, and other expensive specialty items.

Cocobolo has a beauty belies its hidden perils. The very oils that protect it from insect attack and make it so beautiful, are also dangerous to humans. Care must be used when working this wood, as its sawdust has been commonly associated with skin irritation similar to that caused by poison ivy in some individuals. Other individuals may experience eye and/or nasal irritation and, in some cases, difficulty breathing for extended periods of time. In addition to being an irritant, it is also a sensitizer; which means that even if a person is not allergic to it currently, continual exposure will cause them to develop an allergy over time. After the allergy is acquired, each subsequent exposure only increases the intensity of the reaction.

In some individuals, the reaction can be so severe that it results in a stay in the hospital (or in very rare cases, death). Andy Rooney (woodworker and CBS news personality) spent 3 weeks in the hospital following his exposure to Cocobolo dust in his workshop.

Cocobolo continued ...

While a dust collection system is a must when working with Cocobolo, exposure to the dust can be reduced by sharp tools; thereby eliminating the need to be sanded. And, if sanding is required, using an oil or wax to keep the dust emulsified and thereby out of the air.

If you were to use Cocobolo and find that you were having a skin reaction to it, take a cold shower to wash the dust off and keep your pores closed. Hot water will only open your pores and allow the oils from the wood to penetrate further, significantly exacerbating the problem.

Enjoy Cocobolo if you get the chance to work with it but don't forget the dangers associated with it. Several famous woodworkers have given up working with exotic timbers on a regular basis and, are in turn (pardon the pun), exploring the woods indigenous to their respective countries.

## Freedom Pens Turnathon

There will be a "Freedom Pens Turnathon" at Woodcraft on Saturday, November 11, 2006. The location is at the new Woodcraft Store located at 39245 Van Dyke in Sterling heights. The activities start in the morning, so bring your favorite tools and come on over to make some pens.

## Welcome to New Members

A special welcome goes out to the following people, who have recently joined our club:

**Bob Young, Sarah Young, William Young**  
Shelby Twp.

**John Vekovius**  
Sterling Hts.

**Dean Griffith**  
Rochester Hills

## Library Notes from Glenn

The following DVD's have been added to the library:

*Turning Wood* with Richard Raffan

*Turning Projects* with Richard Raffan

*Bowl Turning* with Del Stubbs

## Don't Forget the Meeting Door Prizes!!

Door prizes are an important part of each meeting. Members enjoy getting the prizes. The monies, from the raffle, pay for things like operating expenses. Please bring along any extra wood, tools or other items you feel you can afford to donate to our prize table.



3232 Essex  
Troy, MI 48084

Stamp




# Member's Gallery



**Segmented bowl by Bob Pawlak**

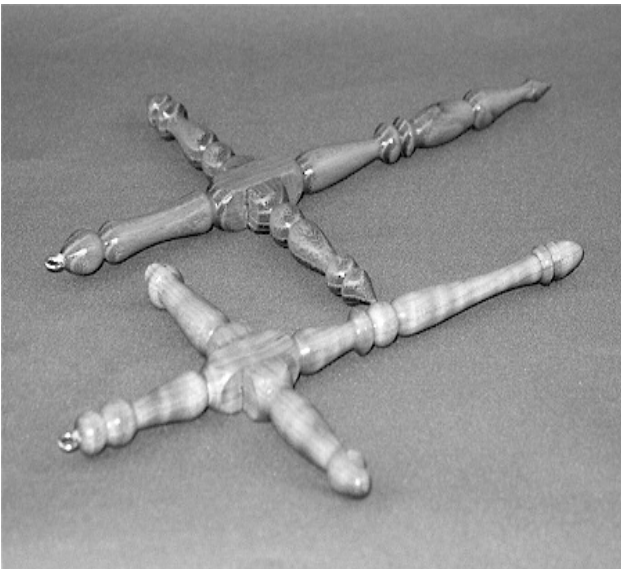


**Bracelet and Pen by Matt Harber**



**Mike Foydel's first attempt at a threaded box, and a box elder burl vase.**

**Ornaments by Loel Gnadt below.**



**Off-centre turning  
by Ruby Cler to  
the right.**



## Member's Gallery continued ...



**Gary Smith with a lidded hollow vessel.**

**Natural edge bowl made by Ray Frase. Ray calls this his perfect bowl.**



**Walnut vessel by Ron McConachie on the right.**

**Lidded hollow vessel by Chet Bisno to the left.**



**Lidded finial box by Mike Foydel on the left.**

**Open spiral turned vase, with a pig tail finial by Ruby Cler, to the right.**

