



President's Message

Well here it is a new year, and with it, many new beginnings. As many of you know, there were new officers voted into office at last months meeting. Russell Holmes as 1st vice president, Frank Goettl as 2nd vice president, John Sabina as secretary, and myself, Frank Marabate, as president. Luckily, John Fitzpatrick decided to stay on as treasurer and continue to do a great job balancing the books. We are all honored that you, the members, feel that we can continue the work that the past officers have done so well.

Thank you.

In the coming months, my goal is to find ways to add to your club enjoyment, your knowledge of turning, and maybe even get some of you to step outside of the box a little. Are you ready?

What?!?

Did I hear you say you're ready?

You did?

Great! Let's get started.

The first thing I would like to do is challenge you. No, not to a foot race, it would be embarrassing when the paramedics showed up to revive me. The challenge is going to be in the form of a

turning competition. We are going to call it the President's Challenge. We will award one winner at the advanced level and one winner at the beginner/intermediate level

Since this is our first challenge, I am going to make it easy. All those that want to participate will bring in the best spinning top they can make to the March 16 meeting. The judging will be based on creativity, finish, and how long the top will spin. Prizes will be awarded, so get out there, make some chips fly, and show us what you can do!

To Cap or Not to Cap CA

By Chet Bisno

Here's an internet link that addresses use and protecting the life of CA Glue. (http://gulfc coastwoodturners.org/RESOURCES/Cyanoacrylate_Glue.htm). This piece cautions to always replace the cap to prevent foreign matter or accelerator from contaminating the liquid. It also recommends tapping the base of the bottle after each use to clear the spout. Unlike other adhesives, CA is not activated by oxygen, but will dry in the spout from dust or humidity. Another tendency of CA is to leave

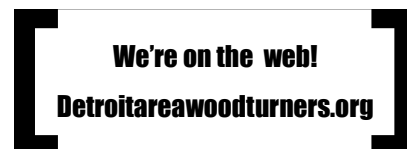
a dark mark on hardwood when applied. It's best to apply CA and let it dry, prior to a final cut. That means you have to recognize when you're getting close to completion if you're considering CA Glue.



On the other hand...another opinion, in another CA article: Why Cyanoacrylate Instant Glue Spouts "Clog" by Wood Finish Supply & courtesy of Satellite City. For example, did you know you shouldn't recap CA glue once it is open? That and several specifics are provided in the article at: <http://finishsupply.com/SolvingCloggedSpouts.html>. I recommend you read the article to get the most out of a fairly expensive material. I'll continue to cap my glue in a shop that so frequently has dust in the air.

Inside this issue:

Cabinet Scrapers on Woodturnings	2
What Tree Did You Fall From?	3
December Demo	5
Photo Gallery	6



Library Notes

By Glenn Lieving

We need your help in locating the following DAW library material:

VHS - Faceplate Bowl Turning by Mike Darlow

VHS - Techniques 1995 AAW Symposium

VHS - Basic Pen Turning by Bill Baumbeck

VHS - Woodturning I by Bonnie Klein

Book - Working Green Wood with PEG by Patrick Speilman

Book - Practical Designs For Woodturning by Roland Seale

Book - AAW Project Book I

DVD - 2004 AAW Symposium with Don Derry

DVD - Turn It Up - 2 by Jimmy Clewes



Silent Raffle

If meeting many new people, and having some fun turning at the Woodworkers Show weren't enough, we received an unexpected surprise. One of the vendors, Woodline USA, donated one of their Woodline USA Spacer Fence Systems to our club. This fence system allows you to make many different types of joints, such as: box, rabbet, dado, spline dovetails, double dovetails, and sliding dovetails.

Although, this is for flat work and not turning, I know that many of us could use this type of kit.

We have decided that we will auction this kit to the highest bidder using a silent auction format. At the January 20 meeting, the kit will be put on a table with a signup sheet. If you are interested in purchasing it, write down your name and the amount that you are bidding. At the end of the meeting the highest bidder will win.

Tops for Tots

Don't forget to turn some tops. We are still collecting them to donate to Children's Hospital.

Please be aware that the base must be at least 1 3/4 to 2 inches in diameter to eliminate the possibility of a small child swallowing one. A simple gauge that you can use to measure is the cardboard tube from a toilet paper roll.

As a reminder, the heavier the base is, the longer the tops will spin. They can be decorated with colored marking pens or paint, but to facilitate cleaning they must have a coat of sealer applied.



Cabinet Scrapers on Woodturnings

Handy Tool Poses Safety Concern
By Chet Bisno

The key to a quality turning is mostly in the finish. Getting a good finish is easier and faster with good technique. One technique that's getting cautious acceptance is the use of cabinet scrapers to further smooth surfaces after sheer scraping. Cabinet scrapers are flat pieces of thin steel with edges burnished to raise a small burr. Their long edges can bridge the small ridges left by other tools. Cabinet scrapers are prepared the same way as for flat work with a medium, burnished, burr. They are primarily suitable for the bowl external surface at low speed. I've found they can be applied at an angle similar to the sheer scraper.

Their small burr won't make an aggressive cut. I see them as a finish tool just prior to sanding. They should be used at the slowest

possible speed; the small burr loads up quickly.

Use of cabinet scrapers inside of a bowl is a different ball game. I find the curved scraper (similar to a French curve) best deals with the curve of the interior wall. It can be angled to match the curve or angled even more to scrape only a section of the interior.

Use of cabinet scrapers on the bowl interior also brings up a **serious safety issue**. They should only be used on large bowls (eight or more inches diameter) with plenty of clearance in the event you lose control of the scraper. A Woodcentral message string was posted by a turner that lost control of the tool inside a small bowl. He described how his hand was trapped in the bowl with the scraper and severely cut. If you imagine the extreme potential, you could lose your hand.

Most cabinet scraper sets have three to four square or rectangular scrapers, but only one curved piece. Highland Hardware in Atlanta, GA, has a Curved Scraper Set with various curves and smaller sizes suitable for woodturning (under \$50).



What Tree Did You Fall From??

Find your birthday and then find your tree. This is really cool and somewhat accurate. Each month I will try to put in that month's trees.

Jan. 1 to Jan. 11—**Fir Tree (Mysterious)** extraordinary taste, dignity, sophisticated, loves anything beautiful, moody, stubborn, tends to egoism but cares for those close to them, rather modest, very ambitious, talented, industrious, uncontested lover, many friends, many foes, very reliable.

Jan. 12 to Jan. 24—**Elm Tree (Noble-Minded)** pleasant shape, tasteful clothes, loudest demands, tends not to forgive mistakes, cheerful, likes to lead but not to obey, honest and faithful partner, likes making decisions for others, noble-minded, generous, good sense of humor, practical.

Jan. 25 to Feb. 3—**Cypress Tree (Faithfulness)** strong, muscular, adaptable, takes what life has to give, content, optimistic, craves money and acknowledgment, hates loneliness, passionate

lover which cannot be satisfied, faithful, quick-tempered, unruly, pedantic, and careless.



New TV Series

“The editors of Woodsmith [magazine] are producing a new show for public television that gets to the heart of woodworking – the techniques, the shop tips, and the skills you need to build beautiful furniture and must-have shop projects”

Although there are no episodes planned that will discuss turning. I thought this show may be of interest to some of you. The first episode was scheduled to air on January 12 at 11:00 am and the next will be on January 19. If you are interested you can get more information at www.woodsmithshop.com.

Don't Forget the Meeting Door Prizes!!

Door prizes are an important part of each meeting. Members enjoy the prizes, whether they be wood, tools, or other miscellaneous items. The monies from the raffle pay for things like operating expenses. Please bring along any extra wood, tools, or other items you feel you can afford to donate to our prize table.

With Progress Comes Change

Please note this will be the last edition of the newsletter that is printed and sent out through the mail. This decision has been made based on the overwhelming positive response that we have had to the email notification and link to the newsletter that is posted on our website.

For those without computer access, and/or those who wish to assist them, it has been decided that the club will provide whatever is necessary to continue mailing paper copies of the newsletter. However, we will need volunteers. Please see me or one of the other officers for more information

Frank Marabate
President



January Demonstration

This months DAW General Meeting (1/20/08) will include a turning tool sharpening demonstration. The demonstration is geared to the basics of sharpening turning tools.



We will discuss all the aspects of what it takes to obtain sharp turning tools. The discussion will cover grinders, sharpening systems, grinding wheels, grinding jigs, and maintenance of your sharpening system. We will also discuss what turning tools are made of, tempering, turning tool shapes, sharpening angles, honing, and burnishing. Finally, we will do some actual sharpening, to demonstrate some of the techniques involved.

Ron Sztumerski

Missing DAW Equipment

The Club's Delta Lathe Package is missing it's magnetic base work light. It was last used at the April general meeting demonstration. After that demonstration, a club member was granted the use of the light until someone was assigned the use of the Delta Lathe Package. I don't know the name of the person that requested the light, and the person that granted the request doesn't remember who it was. I've made a couple of inquiries as to it's location, and have made a couple of requests for it's return at our general meetings. At this point in time, no one has come forward. I'm thinking that person hasn't been to a recent meeting to hear my plea, so I'm putting it in the news letter to see if I can find them. If anyone has information as to it's location, please contact me.

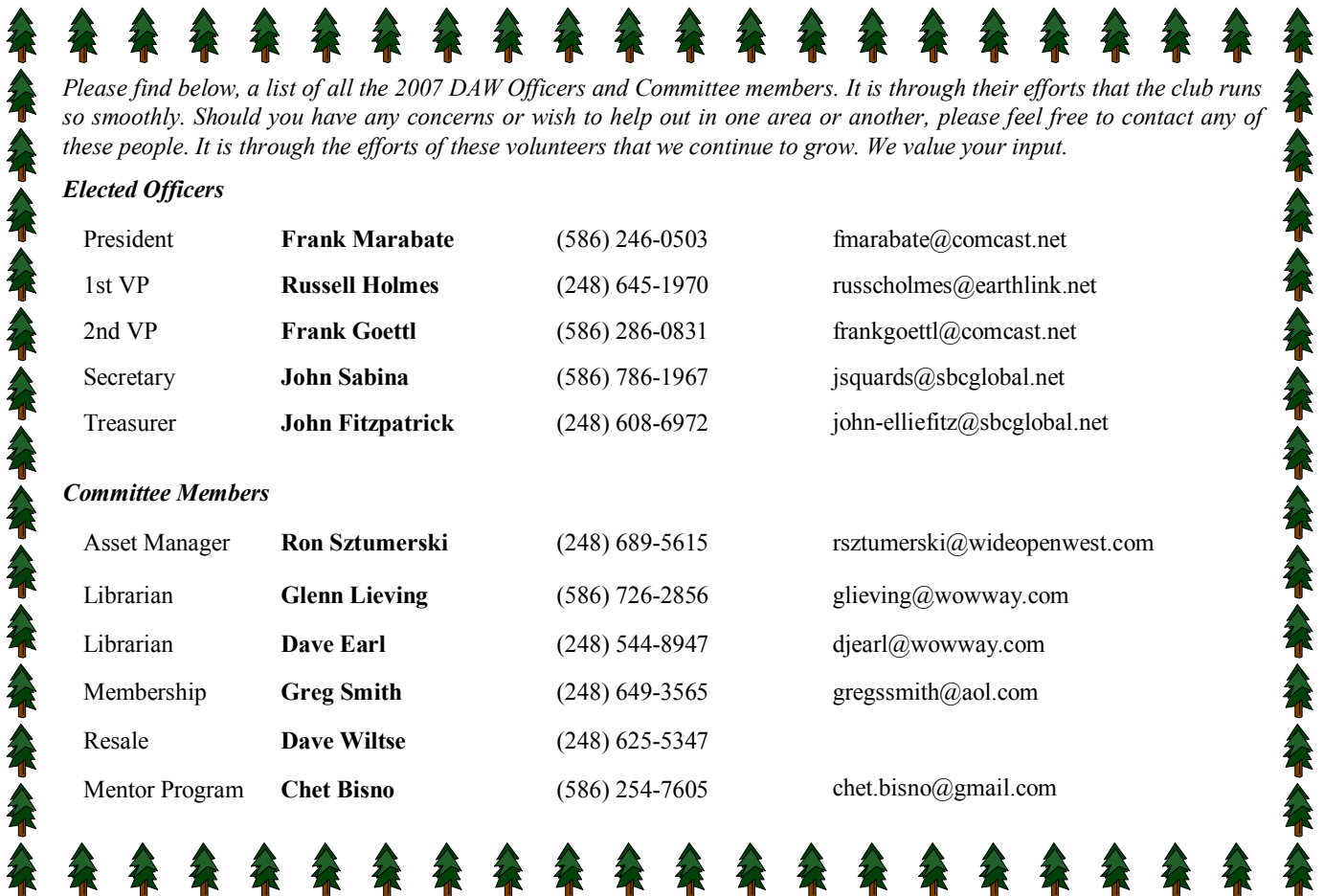
Ron Sztumerski

Schedule of Events

- January 20—General meeting at Shadbush. Demonstration on sharpening and design
- February 6—Executive meeting at Ron Sztumerski's
- February 17—General meeting at Shadbush. Demonstration on small boxes
- March 5—Executive meeting at Russ Holmes's
- March 16—General meeting at Shadbush. Demonstration on Segmented Turning
- April 9—Executive meeting at John Fitzpatrick's
- April 20—General meeting at Shadbush. Demonstration on Jigs, Tools, and Fixtures

January 2008

Sun	Mon	Tue	Wed	Thu	Fri	Sat
		1	2	3	4	5
6	7	8	9	10	11	12
13	14	15	16	17	18	19
20	21	22	23	24	25	26
27	28	29	30	31		



Please find below, a list of all the 2007 DAW Officers and Committee members. It is through their efforts that the club runs so smoothly. Should you have any concerns or wish to help out in one area or another, please feel free to contact any of these people. It is through the efforts of these volunteers that we continue to grow. We value your input.

Elected Officers

President	Frank Marabate	(586) 246-0503	fmarabate@comcast.net
1st VP	Russell Holmes	(248) 645-1970	russcholmes@earthlink.net
2nd VP	Frank Goettl	(586) 286-0831	frankgoettl@comcast.net
Secretary	John Sabina	(586) 786-1967	jsquards@sbcglobal.net
Treasurer	John Fitzpatrick	(248) 608-6972	john-elliefitz@sbcglobal.net


Committee Members

Asset Manager	Ron Sztumerski	(248) 689-5615	rsztumerski@wideopenwest.com
Librarian	Glenn Lieving	(586) 726-2856	glieving@wowway.com
Librarian	Dave Earl	(248) 544-8947	djearl@wowway.com
Membership	Greg Smith	(248) 649-3565	gregssmith@aol.com
Resale	Dave Wiltse	(248) 625-5347	
Mentor Program	Chet Bisno	(586) 254-7605	chet.bisno@gmail.com

December Demo

The December demo showed us different ways to put wood on the lathe safely and securely. Chet Bisno and Mike Foydel showed us many different methods of doing this using a four-jaw chuck, doughnut rings, as well as vacuumed chucks.

I would like to thank Chet and Mike for a well done and informative demonstration.



Holiday Gift Exchange

During our last months meeting, we did a holiday gift exchange. Those that wanted to participate, turned something, wrapped it, and put it on the gift table. Each participant then drew a number and received the gift with that number on it. This event was well received and I believe should become an annual event. So when you're in the shop and you're not sure what to do with that great piece you've just finished, consider saving them for next year's December holiday gift exchange.



Don't forget that Rockler offers our members a 10% discount on everything, except power tools. Check them out at:

Rockler Woodworking and Hardware
29918 Woodward Ave.



Hartville Tool is giving our members 20% off orders from their catalog. This is for a limit time, so take advantage of this great offer soon!

Thank you for supporting AAW, your local AAW Woodturning club, and Don Pencil Woodturning

20% off All Don Pencil Woodturning Products

(blems, seconds, and SC100P not included)
Use coupon code when you check

out: **AAW8115SP**

WWW.DONPENCIL.COM

Photo Gallery



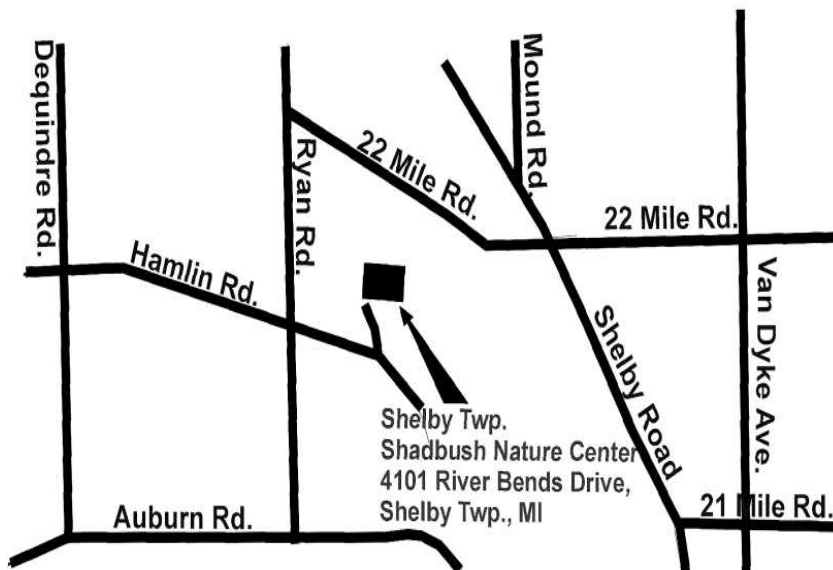
Photo Gallery



**The next Meeting will be
January 20th, 2008**

The Detroit Area Woodturners meet at the Shelby River Bends Park, Shadbush Nature Centre, Shelby Township, MI, from 2:00 p.m. to 4:30 p.m. The Park is located on Ryan Road between 21 and 22 Mile Roads opposite the Hamlin Road junction. All visitors are welcome.


**JOIN THE AAW
TODAY!**



**DAW is an Affiliate Chapter of
the American Association of
Woodturners**



42753 Rutgers Dr
Sterling Heights, MI 48313



The problems of today will soon be buried by the sands of time.