

June 2009

# Shavings



The Detroit Area Woodturners  
are a Chapter of  
The American Association of Woodturners



# A Visit to Arrowmont

BY JERRY BUFALINI

I'm a retired teacher. That's retired---not retarded.

Just like the Eagle's song, "Get Over It," I took my inner child and kicked its little ass a long time ago.

I survived Vietnam and 37 ½ years of teaching by paying attention to my instincts.

For a number of years in my teaching career, I was required to visit schools where I made presentations or taught computer classes to teachers. I knew from the moment I walked in the front door whether or not it was a good school where teachers were professional and students were enthusiastic; or, whether folks were just putting in their time. Invariably, it was the leadership of the principal that made the difference.



How? For starters, small clues like cleanliness, helpful secretaries, enthusiasm, genuine smiles...

On a recent vacation to Gatlinburg, TN, while my wife was up to her eyeballs in quilts and quilting, I decided to visit that Arrowmont School I had heard so much about.

If you've ever visited Gatlinburg, you know that the downtown area is full of tourist's traps. I finally found the Arrowmont School amid the arcades, pancake houses, and tattoo parlors. A sign and a long driveway led to the main office.

My instincts immediately told me this was a good school. I mentioned to the receptionist that I was visiting and would like to do an article for *SHAVINGS*.

She immediately called **Kim Newman**, the Director of Personnel, who gave me a DVD that was an introduction to the school and a number of brochures. Her enthusiastic helpfulness and smile spoke volumes for a good first impression of the school.



She explained that Arrowmont was an arts and crafts school –not just for wood turning and that there were currently no classes in session. However, she walked me over the woodshop where she introduced me to **Dave Hankey**, one of the instructors.



Dave is genuinely friendly, open, and knowledgeable. I sensed immediately that this man was a good teacher, a person who would answer any student's question.

Dave gave me a tour of the work area where there were a wide variety of lathes. Dave joked that most students leave Arrowmont wanting to upgrade their own lathes. An indication that good teaching took place was the demo lathe with a mirror angled for student viewing. Televisions are strategically located above the lathes for additional demos.

*Continued*

# A Visit to Arrowmont *CONTINUED*



Students work with wood from the local area: maple, cherry, and poplar.

Classes range in difficulty from beginners to advanced. Regional woodturners teach the beginning classes, and he mentioned Nick Cook as a fine instructor. The Master classes take place in the fall and are taught by such notables as Betty Scarpino, David Ellesworth and Jean Francois Escoulen.

<http://www.bettyscarpino.com/>

<http://www.yankeewoodturningsymposium.org/Escoulen.html>

<http://www.ellsworthstudios.com/david/gallery.html>

According to Dave, students live in dormitories on campus, two to three to a room. Classes are conducted from 9:00 to 5:00. Then dinner is served, where students often discuss the day's turning and are surprised at the quality of the food.

The woodshop is open to students beginning at 6:00 PM and ending at midnight for anyone desiring to work on their projects. Instructors often volunteer to help students during this time.

Dave's enthusiasm was contagious. I could tell that he is a dedicated teacher who is willing to give quality time to his students.

As a former teacher, I had to ask if he encountered any special problems with students. He grinned, looked at the Detroit Area Woodturner's logo on my hat, and said, "The only problems we've had here is with those Detroit Area Woodturners. They're a pretty rowdy bunch."

*Jerry Bufalini*



## DAW Officers - Here to Help!! Don't Hesitate to Call

President	Frank Marabate	586-246-0503
1st. Vice President	Russ Holmes	248-645-1970
2nd. Vice President	Frank Goettl	586-286-0831
Secretary	John Sabina	586-786-1967
Treasurer	John Fitzpatrick	248-608-6972
Membership	Greg Smith	248-649-3565
Shavings Newsletter mfoydell@mac.com	Mike Foydel	586-246-1900
Library	Glen Lieving	586-726-2856
Mentoring	Chet Bisno	586-254-7605
Club Logo apparel		

## MEMBER PROFILE

# MATT HARBER

I often wonder why I don't do more turning. I make excuses about "not enough time," "needing more room in my shop," "It's too cold in the basement," or "There is no way I can make that considering my skill level." Sound familiar?



As I was interviewing Matt in his workshop—his garage actually, I saw a crowded area with electrical wires hanging everywhere, stacked cardboard boxes...and I thought, "This man has a smaller shop than I do, but look at the beautiful objects he turns, and he's never afraid to try something new."



When I asked what advice he would give to new turners, he said, "Turn a lot. I took Ray Frase's advice and turned snowmen or beads to warm up each turning session. Find your edge. Keep it challenging but fun. I have no innate ability. I need to work at it."

He reminded me of a quote from a book called *Dare to Win*, by Mark Victor Hansen: "There will always be *challenges*, obstacles and less than perfect conditions. So what. Get started now."

<http://www.markvictorhansen.com/about.php>

Matt is married and has one son, 9 who he hopes follows him in his woodturning footsteps.

He is a self-employed web developer and works out of his home. In fact, he is the Club's webmaster and maintains the site. If you go to the site, place your mouse in a blank area of the page and right-click. Trace down to *View Page Source*, and you can see what is involved.

[\(http://www.detroitareawoodturners.org/\)](http://www.detroitareawoodturners.org/)

Please don't take our site for granted! Matt often finds it difficult to participate in all the Club's events, so he is more than happy to do the site.

Matt's introduction to turning came with an obsession with Celtic art. Why? He's not sure. The name Harber sounds German but is actually a corruption of the name O'Haberdy. Perhaps it was programmed in his genes. He had always wanted to paint or carve Celtic circular designs. For samples, see [www.freeceltic.com/irish\\_celtic\\_art.html](http://www.freeceltic.com/irish_celtic_art.html)

He went to Michael's to see if they sold something that he could paint on and decided that he could make something better – he had seen a program on TV about wood turning and thought, "I can do that".

He did some research on the Internet and found the Detroit Area Woodturners. He soon hooked up with Ray Frase who influenced him on what to buy to get started. He purchased a Delta lathe and Ray and Greg Smith helped him set it up at his home in 2003.

Matt's wife asked Ray, "So he's all set up now, right?" Of course, Ray had to laugh. "No," he said, "He's just getting started."

Matt is grateful to the club for its good mentoring program. Ray Frase, Greg Smith, and Mike Foydel and been great mentors to him.

Matt enjoys turning goblets for fun and profit. He turns them with dry wood, but would like to experiment with wet wood. He does goblets on commission, usually in sets.



He finishes them with a two-part epoxy so folks, particularly those attending Renaissance Festivals who buy them, can drink mead from them.

Matt also enjoys turning hollow forms and vases. He likes burl for challenges. He also likes turning willow. Every piece of willow he has turned he has sold. He likes the finishes he gets using wipe-on and spray polyurethane.

What inspires Matt? "It helps if you can see the finished piece in the wood before you start. I don't know if this makes sense, but I've learned to rough out the wood faster so I can get to the fun part. Then I can start seeing the piece emerging from the wood. Often, I'll check my inventory of stock and turn what I don't have."

He likes shallow bowls because they are both challenging and pleasing.

Self-employed doesn't mean Matt has time to sit around the house or to turn whenever he feels like it. He turns when he can find the time. It helps when he can participate in a club event like the recent Turn-a-Thon. He is also inspired to turn something that he feels will sell.

He will always try something he sees at a club demonstration just to see what challenges are there. He can't wait to try the fluting that Bob Daily demonstrated. But he learns something from everyone. Turning is fun, a joy. He always keeps an eye out for pleasing forms to imitate.

Projects he finds most challenging? Hollow turning large pieces. He will often practice on small pieces of scrap or waste wood so that when he works on large pieces, he remembers to avoid previous mistakes.


Matt's website: <http://artofinfinithread.com/>

Also, check out the site below. Although this is a jewelry site, it does explain the meaning behind Celtic art:

<http://gspiral2001.stores.yahoo.net/celmtofyi.html>

So if you should visit Matt's workshop this winter, remember that his garage is unheated, so you will enjoy what Matt calls "cold turning."

*Jerry Bufalini*



**A  
Look  
at some  
of  
Matt's  
Work:**

# DAVID J. EARL

Born: October 6, 1944

Died: May 24, 2009

*The DAW family lost a good friend in the passing of Dave Earl. below is his obituary.*

David J. Earl, age 64, of Berkley, died May 24, 2009, at William Beaumont Hospital in Royal Oak. He was born October 6, 1944 in Lansing. Mr. Earl was born and raised in Lansing, prior to moving to Taylor. He was a sales representative for the advertising industry. He loved acting with the Stagecrafters of Royal Oak. He was an accomplished photographer, played guitar and sang. He enjoyed skiing and skeet shooting; was an avid golfer and president of Gowanie Golf Club; enjoyed woodworking and was a member of several wood working clubs; and liked to cook. He is survived by his wife, Virginia L. (Lyon) Earl, whom he married on February 22, 1975 in Sterling Heights; children, Anna-Lisa Baldwin and Greg (Angela) Earl; grandson, Spencer Harder; siblings, Steve (Sue) Earl, Jacki (John) Vachow, Kris DePaulis, Jim (Ann) Earl, Bill (Debbie) Earl, Mike (Denise) Earl and Bob (Yolanda) Earl; and 18 nieces and nephews.

Burial will take place at White Chapel Cemetery in Troy.

*Memorials to Michigan Humane Society, Attn: Honorariums and Memorials,  
30300 Telegraph Road, Suite 220, Bingham Farms, MI 48025-4507.*

*Please remember Dave and his family in your prayers.  
We will miss you.*

Dave was an active member of the DAW since 2003. He took the initiative to pick up the ordering of clothing for the club as well as the roll of assistant librarian. Dave attended most club meetings and events. His active participation in the Heritage festival and Wood shows set a good example for new members on how to get involved.

One of my fond memories was at a heritage festival one year when he said "can I have a turn of just half an hour to turn a box?". Two hours later he was still perfecting that box.




## MAY MEETING RE-CAP

The nice weather is here and it's that time of the year when you have more to do than a weekend allows, so the May meeting was lightly attended.

The topic for the meeting was Jigs and Fixtures, and two members brought in a jig or fixture to demonstrate. Dennis Monteville brought a jig for cutting staves and also a centering device for gluing the staves up. Russ Holmes brought in the Raptor a new grinding jig that is supposed to help get a repeatable grind using almost every manufacturers grinding jig.

Thank you gentlemen for bringing in your devices to share with the group.



# RAY FRASE THE KING OF BURLS

Ray Frase is one lucky man. Ray sent us pictures of a giant Birch tree burl he acquired recently. The beast measures **8 1/2 feet in circumference**. Happy turning Ray!



Steve Wilson



Steve Wilson



Steve Wilson



Steve Wilson



Ron Mackensen

**May Member Gallery**



Russ Holmes

**Thank you  
For  
Showing  
Your  
Work**



Mike Foydel



Gary Smith

# TURNATHON 2009



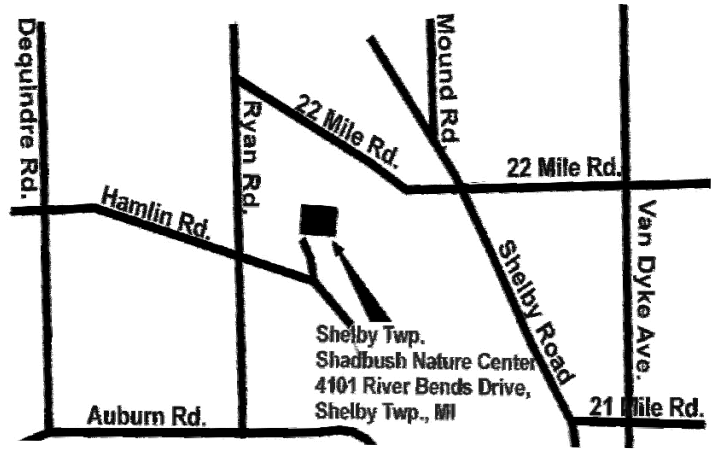




# NEXT MEETING SEPTEMBER 14, 2009

Detroit Area Woodturners meet at the  
Shelby River Bends Park,  
Shadbush Nature Center, Shelby Township, MI,  
from 2:00 to 4:00 PM.

The Park is located on Ryan Road between 21 and  
22 Mile Roads opposite the Hamlin Road junction.



## MARK YOUR CALENDAR

**June 26-28** - AAW Symposium in Albuquerque, New Mexico

**October 16-18** - Turning 2009 sponsored by the Ohio Valley Woodturners



2865 WHITEHALL DRIVE  
TROY, MICHIGAN 48085