

Shavings

March 2015

Inside this edition

- **March Meeting Notes**
- **A call for art, the DAW Gallery Show**
- **Show & Tell Pictures**
- **Flower Power Demonstration and Video Link**
- **And much more**



**Flowers by
Paul Neuburger
&
Mike Leneway**



**How to make
Bracelets by
Loel Gnadt**



Providing an environment that fosters the art and craft of woodturning

A publication of the Detroit Area Woodturners

Members

Board Members:

- President: Roger Meeker
- 1st VP:Vince Hellmann
- 2nd VP: Jim Scarsella
- Secretary: Chris Miller
- Treasurer:Chuck Lobaito

Committee Members:

- Asset Manager:Alfred Schembri
- Librarian:Terry Williams
- Member Chair:Steve Rohr
- Mentor Program:Ray Frase
- Newsletter Editor:Craig Drozd
- Photography:Jack Parmenter & Roger Meeker
- Door Prizes:Thomas Kaiser
- Resale Chair:Sam Failla
- Video:Chris Miller
- Web Site:Roger Meeker

Chapter Information

The **Detroit Area Woodturners** (DAW) is a local chapter of the **American Association of Woodturners** (AAW). The AAW is an international, not-for-profit organization dedicated to the advancement of the woodturning craft. Our mission is to provide information, education, a meeting place, and an effective organization or all who are interested in turning wood.



The DAW web site can be found at: <http://detroitareawoodturners.com>



The AAW web site can be found at: <http://www.woodturner.org>

Membership

Yearly chapter dues are \$40 per individual or \$50 a family. Membership is for the calendar year. These dues help the club provide tools for our monthly demonstrations, bring in outside demonstrators, have a yearly picnic and other club related activities.

Renewal forms are mailed to current members in November of each year.

New members can obtain a membership form from the website under the CHAPTER INFO tab.

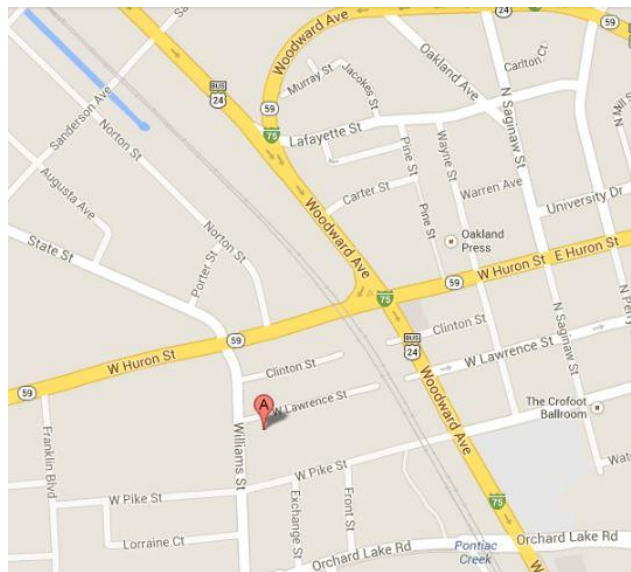
[Member Registration Form](#)

Meeting Location

Our Meetings are on the third Sunday of the month starting at 1:30 pm and ending by 4:00 pm. We meet at the [Pontiac Creative Arts Center](#) located in Pontiac, Michigan, just south of M-59, 2.5 miles west of I-75 and 1 mile east of Telegraph Road.



**Our next meeting is
Sunday April 19th 2015.**



Address: 47 Williams St, Pontiac, MI 48341
Phone: 248-333-7849

Upcoming Events

DAW April meeting
Sunday March 19th, 2015 at 1:30 PM
Pyrography Demonstration

**DAW Presents, Rudy Lopez Demonstration
& Hands-on Classes**
April 25th – 27th, 2015

**DAW Presents, Betty Scarpino
Demonstration**
May 16th, 2015

Library

The library is available for all current club members. We have many books, magazines and DVDs available to check-out. A list of materials is available on the DAW website.

Library
Please help us maintain the library by returning checked out items promptly.
The library is maintained by Terry Williams. Terry is always willing to take requests for new material.

Presidents Corner



I would like to take this opportunity to thank one of our members who has helped in making our club a better place. Bob Makowski has put a lot of time and energy into overseeing that the old water damaged ceiling at PCAC has been replaced with a new ceiling. Thank you Bob!

A couple points mentioned at the March meeting deserve review.

- The Starkweather Gallery in Romeo is hosting a totally DAW woodturning show in October. It elevates the DAW woodturning from a craft to an art. Whether you enter into the contest or not, I encourage you to attend the opening ceremony on October 2, 2015.
- Double check your workshop area, if you find an item you don't use or need, consider bringing it to our monthly meeting and donate it as a door prize. Any money raised through the door prize helps with general expenses for the club.
- The past two meetings I have asked our members to only talk about one item during the "show and tell" or "instant gallery" portion of the meeting. I personally feel this is an important part of our club. It should reinforce our woodturning and also encourage us to do more. We should have a broader cross-section of members bringing their work. If you have any ideas concerning this portion of our meeting please let me know.
- Contact Jim Scarsella to secure a spot at the Rudy Lopez and Betty Scarpino all day demonstration.
- And don't forget, next month's "Presidents Challenge" will be any type of wood turned flower or flowers.

Happy turning, and remember, be safe!

Roger



DAW Gallery Show Oct 2nd – Oct 30th, 2015

We are proud to announce that Starkweather Arts Center will be hosting the first Detroit Area Woodturners Gallery Show this coming October 2015. This is a call for art! If you turned it on your lathe, you can enter it into the show. We are allowing up to three turnings per member. There will be seven categories, so anything you turn will fit into one of them. The categories are; bowls, platters, boxes, vessels/hollow forms, pens/jewelry/kits projects, sculptural, and open class.



The Starkweather Arts Center is located in downtown Romeo in the historic Starkweather Building. The center opened in 1999 and has been an active part of the local community hosting art classes, art shows and music events throughout the years. You can see them online at: www.starkweatherarts.com or visit them in person at: 219N Main Street, Romeo, Michigan 48065.

The DAW Gallery Show will run from October 2nd, 2015 through October 30th, 2015 with an opening reception from 7-9pm on October 2nd. We encourage all DAW members to attend the opening reception (even if you are not entering turnings into the show). It's a great way to show support for your fellow club members.

Important dates:

- The entry form deadline is September 5th, 2015.
- All work must be delivered on September 26th, 2015. The club will coordinate alternate delivery options in case you can't make it to the Center on that day.
- All work must be picked up on October 31st. The club will coordinate alternate pick up options in case you can't make it to the Center on that day.

Important details:

- **ELIGIBILITY:** This juried exhibition is open to all members of the Detroit Area Woodturners. Original works in any category listed are eligible. Works previously shown at Starkweather will not be considered for this exhibit.
- All art entered must be for sale. We understand that pricing your work is one of the hardest parts, so the club will help with this. We have many members that have been selling their work for a while. They are willing to share their experience and help you set the pricing of your work.
- There is a \$25 application fee which allows up to three turnings to be entered per person.
- The gallery receives a 30% commission on all sales.
- All work submitted must have some portion turned on the lathe.

- Two dimensional artwork may not exceed 40" x 40". Work must be properly framed, with no exposed glass edges; wired and ready to hang. Saw tooth hooks will not be accepted. Three dimensional works may not exceed 48" x 48".
- Artist name, title of work & selling price must be securely attached to the back of the framed work or bottom of the piece.

This is a juried show, meaning an independent juror(s) selected by Starkweather will award a 1st place ribbon and a honorable mention ribbon in each category and one Best of Show ribbon.

More details and an entry form will be coming soon. With just over 6 months before the show, it is time to start thinking about those three special pieces you want to display.

Additional questions about the show should be directed to Ken Kiernicki at shopperken@yahoo.com



Shop scrap bracelets By Loel Gnad

So like me you might have an abundance of scraps around your shop, here is a simple project to use some of those scraps into making some bracelets.

First I took a bunch of strips about 1.25-1.3 wide and glued them so as they accumulated to 2.5" thick. I then planed them to ~ 1" thick x 2.5".



The next step will determine the width of the bracelet which I used ~ 1". I cut the above laminated strips into identical ~1" blocks.



Shop scrap bracelets By Loel Gnadt

I then glue those into squares, side grain out, so as the squares should be about 3.5" x your determined width. If your careful to align and clean glue squeeze out you'll have little sanding to do.




On either side of the squares I then glued other wood ~3.5" square x .25 to .35 thick. This will also determine the width of the bracelet. I did this step for two reasons. First I think it looks good to have the contrasting woods "frame" by the side pieces. The second reason is to help hold together the whole assembly barring any laminating problems.



Shop scrap bracelets By Loel Gnad

Next you can hole saw, or use a forstner bit to make a hole in the center to then mount on a chuck.



If you use the forstner bit you will have to clear the center chip before you get to the other side. I usually would not mention speed but I hit a sweet spot at 330 rpm with the forstner bit. The drill hole should be around 2.5" and you can look on the web for final bracelet sizes, but I made the first one with an I.D. of 2.8" meant for larger woman's hand/wrist.

Shop scrap bracelets By Loel Gnad


Finish as desired. I added some acrylic strip to a few. I use wood glue except where i added acrylics, there I used Gorilla glue.



A number of steps but a nice little project to rid you shop of some scraps.

Loel Gnad

Sunday March 15, 2015 Meeting Notes



President Roger Meeker conducts the March club meeting

- Roger opened the March meeting.
- Introduction of new members and guests.
- Roger recognized Bob Makowski for all the work he has done at the center.
- For show and tell, if you brought in multiple items please only talk about one of them.
- Please help contribute items to the door prize drawing. If you have items in your shop that you no longer use, please contribute them.
- Vince talked about the donated items for the classroom that we no longer have a use for. If you contributed any of these items and are interested in having them back, please see Vince or Alfred. Otherwise we will be putting these items into future door prize drawings.
- There are still a few things the classroom does need. If you have florescent light fixtures that can be mounted to the ceiling please consider donating them. We also need drill bits and a drill index.
- We will be coordinating a DAW member coat peg turning event. Each peg should have a 1/2 inch diameter tenon that is 3/4 inch long.
- Ken talked about the upcoming DAW Gallery Show.
- Paul talked about the Tops for Tots program. More details to come.
- The Turn-A-Thon is set for June 7th. More details to come.
- The Metro Carvers are having a show this coming weekend, March 21st & 22nd.
- Chuck talked about an estate tool sale. Details will be posted on the 'For Sale' section of the DAW website.
- Ray Frase is the mentoring chair. Please see him if you are a new turner.
- New member introduction.

- If you need a DAW badge, please see Steve Rohr. And please wear your name badges at the meeting.
- Bill Dwyer talked about the center and upcoming classes.
- Next month's demonstration will be on spiral carving.
- We still have a couple of openings for the Rudy Lopez workshop.
- Club scholarships have been awarded.
- Please check your address, phone and email information in the members' area of the website. If it's wrong please get the correct information to Steve Rohr.
- If you still have not paid your 2015 membership dues please try to get them in soon.

The DAW now has a supply of rack cards. These cards let potential club members know about club activities and services. We handed them out at the WoodWorking Show and they were a success.

DETROIT AREA WOODTURNERS
Providing an environment that fosters the art and craft of woodturning

Monthly Meetings

- Woodturning demonstrations
- Show and Tell
- An exchange of woodturning tips and techniques

Mentoring

- Offering one-on-one mentoring (at no charge)

Workshops

- Monthly workshops focused on skill building

Newsletters

- On-line recap of meetings & source of events to come

Website

- Who we are and all that we do
- Tips & techniques, projects, videos, and more

Lending Library

- Offering woodturning magazines, books, and DVD's (at no charge)

Club Store

- Offering CA glue, epoxy, wood sealers, finishes, logo wearables, & more, at a group discount (at every meeting)

Discounts

- Merchandise discounts offered through several vendors

Scholarship

- Offering an educational scholarship every calendar year

Community Service

- Providing education and information to those interested in woodturning

Learn more at . . .
www.detroitareawoodturners.com

Visit us on the web
www.detroitareawoodturners.com

DETROIT AREA WOODTURNERS

Monthly meeting with woodturning demonstration

Show and Tell

June Picnic - Turn-a-thon

Information available at . . .
www.detroitareawoodturners.com

Demonstrations

Mike Leneway and Paul Neuburger demonstrated two methods for turning flowers. With spring on the way, this is a timely demo. Whether you attended the meeting or just watch the videos; give it a try. Turning flowers will help get you into the spring mood.



You can see the video [here](#). Paul and Mike provided two great handouts to help you with the process. They can be found [here](#).




Show & Tell



Show & Tell



Show & Tell



Show & Tell



Show & Tell



Show & Tell



Wood of the Month – Myrtle



Common Name(s): Myrtle, Oregon Myrtle, California Bay Laurel, Pepperwood

Scientific Name: *Umbellularia californica*

Distribution: Coastal regions of southwest Oregon and central California

Tree Size: 50-80 ft (15-24 m) tall, 2-3 ft (.6-1 m) trunk diameter

Average Dried Weight: 40 lbs/ft³ (635 kg/m³)

Specific Gravity (Basic, 12% MC): .51, .63

Janka Hardness: 1,270 lbf (5,650 N)

Modulus of Rupture: 9,700 lbf/in² (66.9 MPa)

Elastic Modulus: 1,225,000 lbf/in² (8.45 GPa)

Crushing Strength: 5,640 lbf/in² (38.9 MPa)

Shrinkage: Radial: 2.8%, Tangential: 8.1%, Volumetric: 11.9%, T/R Ratio: 2.9

Color/Appearance: Heartwood color can be variable, from light orangish brown to gray or olive, sometimes with darker streaks present. Pale sapwood is usually well defined. Figured grain patterns (curly, mottled, burl) are not uncommon.

Grain/Texture: Grain can be straight, irregular, or wavy. Has a fine uniform texture with low natural luster.

Endgrain: Diffuse-porous; solitary and radial multiples; medium to large pores in no specific arrangement, few to moderately numerous; tyloses mineral/gum deposits occasionally present; parenchyma vasicentric; narrow rays, spacing normal.

Rot Resistance: Heart rot is common, and various decay fungi are known to infect living trees. Poor insect resistance.

Workability: Fairly easy to work, though tearout can occur on pieces with figured grain. Has a tendency to burn during drilling and routing, and appropriate speeds and sharp cutters are recommended. Turns, glues, and finishes well.

Odor: Has a strong, spicy odor when being worked.

Allergies/Toxicity: Although severe reactions are quite uncommon, Myrtle has been reported to be a skin irritant as well as a sensitizer. See the articles Wood Allergies and Toxicity and Wood Dust Safety for more information.

Pricing/Availability: Occasionally available as smaller lumber or veneer. Per board-foot prices are among the highest for domestic hardwoods. Figured pieces and burls are very expensive.

Sustainability: This wood species is not listed in the CITES Appendices or on the IUCN Red List of Threatened Species.

Common Uses: Veneer, cabinetry, fine furniture, musical instruments (guitar backs), interior trim, gunstocks, turned objects, and other small specialty items.


Comments: Known by a wide variety of local or regional common names. Technically not related to true myrtle (*Myrtus* genus), Myrtle is the only species in the *Umbellularia* genus, and is technically in the Lauraceae (Laurel) family. It's sometimes called California Laurel, and the leaves have a pungent flavor similar to Bay Laurel (*Laurus nobilis*). The wood itself has poor strength values for its weight, and is typically used for more aesthetic purposes, rather than in applications where strength is important.

Pictures

Sanded



Sealed



End grain



End grain zoom



Benefits of joining the American Association of Woodturners (AAW)

- Six issues of American Woodturner annually
- Automatic participation in periodic drawings for prizes
- Access to all past issues of American Woodturner, viewable online through the website Members Area.
- Access to machine-readable American Woodturner issues for those members who are visually impaired and utilize screen-reading software - contact the webmaster if this applies to you.
- Marketing opportunities on our website for artists, collectors, galleries, and museums.
- Group rates for individual and chapter insurance.
- Savings of up to 50% on AAW merchandise, including project books, DVDs, logo apparel, and more.
- Eligibility to apply for AAW Educational Opportunity Grants.
- AAW Forum and member-only access to articles and resources on our website.
- Eligibility to vote in AAW board elections if a member before the end of August in that year.
- Eligibility to apply for membership in the Professional Outreach Program (POP).
- Access to POP Fellowship grants.
- Exhibit opportunities - AAW members may enter work for the annual juried member exhibit featured at the Symposium, the Gallery of Wood Art in St. Paul, and other venues.
- Annual International AAW Woodturning symposium.
- Demonstration opportunities at AAW symposiums.
- AAW "Resource Directory" that contains a complete listing of contact information for members, local chapters, demonstrators, and other woodturning resources. Updated listings are available to members through the AAW website.
- More than 300 AAW local chapters that offer workshops, camaraderie, opportunities to share ideas and techniques, and access to lending libraries, discounts, and volume purchases.

Russ Holmes wants you for breakfast

There is a breakfast get together every Tuesday Morning at 8:00am, held at the **Avenue Restaurant** on Woodward Ave at 13 Mile Rd.

All are welcome.

Links for Suppliers

★ When ordering from a star supplier, be sure to inform them of your Detroit Area Woodturners membership Discounts may apply – usually 10% or Club Credit)

Hartville Tool

<http://www.hartvilletool.com>

800-345-2396

Woodturning Supplies



Landfill Lumber

<http://landfilllumber.com/>

586-563-0441

Victor Lewandowski -Woodturning Stock



Craft Supply

<http://www.woodturnercatalog.com>

800-551-8876

Woodturning Supplies

Richard Lauwers

810-724-2263

Kiln dried oak and maple

Rubber Chucky Products

<http://rubberchucky.com>

248-877-0828

Woodturning Supplies



Rockler

29918 Woodward Ave, Royal Oak, MI 48073

248-543-5110

DAW Discount only at this location



Packard

<http://www.packardwoodworks.com>

800-683-8876

Woodturning Supplies

Woodcraft

<http://www.woodcraft.com>

800-225-1153

Woodworking and hardware

Klingspor

<http://www.woodworkingshop.com>

800-228-0000

Abrasives and woodturning supplies

The Sanding Glove

<http://www.thesandingglove.com>

800-995-9328

Sanding Supplies

Choice Woods

<http://www.choice-woods.com>

888-895-7779 or 502-637-1190

Log 2 Lumber

<http://log2lumber.com>

248-535-5035

Chuck Lobaito – Portable saw mill

Links for Clubs and Turners

AAW - National Organization

Web Site: <http://www.woodturner.org/>

Michigan Association of Woodturners (Holly, MI)

Web Site: <http://www.michiganwoodturner.org>

Detroit Area Woodturners (Shelby Twp, MI)

Web Site: <http://www.detroitareawoodturners.com/>

Blue Water Area Woodturners (Richmond, MI)

Web Site: <http://www.bluewaterareawoodturners.org>

Grand River Woodturners Guild (Grand Rapids, MI)

Web Site: <http://www.grandriverwoodturners.org>

Ohio Valley Woodturners Guild (Cincinnati, OH)

Web Site: <http://www.ovwg.org>

Arrowmont School of Arts and Crafts

Web Site: <http://www.arrowmont.org/>

Marc Adams School of Woodworking

Web Site: <http://www.marcadams.com/>

John C. Campbell Folk School

Web Site: <http://www.folkschool.org>

Woodcraft of Sterling Heights (586) 268-1919

Web Site: <http://www.woodcraft.com>

Al Stirt: Woodturner, Artist and Teacher

Web Site: <http://www.alstirt.com>

Rockler

Web Site: <http://www.rockler.com>

We Need Your Help

From the Editor

Articles are due at the monthly meeting (for example, submit at or before the February meeting for the February Newsletter) and should be submitted to Craig Drozd at Craig.Drozd@outlook.com.

Member Projects

If you have a woodturning project that you would like to showcase to our club members, you can send me detailed information about your project with pictures.

Articles on New Woodturning Techniques and Tools

If you come across an article, wish to write an article on a new wood turning technique, care to write a review or want to forward on a review of a new wood turning tool, please feel free to do so. Any photos will be helpful.

Shop Talk

Everyone has a different way of doing things in their shop and everyone's shop is different in many ways; whether it's size, location, or physical layout you are probably doing something that would be helpful for others to see.

Members Questions & Answers

Members are asked to submit woodturning, finishing and tool questions to our resident experts to answer. There are no dumb questions; someone else in the club may have had the same questions.

Classified Ads

Ads for woodturning and woodworking related items are free to members. Send detailed information with pictures.

Wood to Turn

Do you have wood, need wood or know about wood that is available for turning? Let me know and I'll pass it along.

From the Editor, Again

Let's make this newsletter something interesting, if you send it, we'll publish it.

Footnote

If possible, please send a digital file (I don't type very well). Thank you!